

ORIGINAL RESEARCH

Specific MHC class I supertype associated with parasite infection and color morph in a wild lizard population

Jessica D. Hacking¹ | Devi Stuart-Fox² | Stephanie S. Godfrey³ | Michael G. Gardner^{1,4}

¹College of Science and Engineering, Flinders University, Bedford Park, South Australia, Australia

²School of BioSciences, University of Melbourne, Parkville, Victoria, Australia

³Department of Zoology, University of Otago, Dunedin, New Zealand

⁴Evolutionary Biology Unit, South Australian Museum, Adelaide, South Australia, Australia

Correspondence

Jessica D. Hacking, College of Science and Engineering, Flinders University, Bedford Park, SA, Australia.

Email: jessica.hacking@flinders.edu.au

Funding information

Wildlife Preservation Society of Australia; Royal Society of South Australia; Flinders University Interfaculty Collaboration

Abstract

The major histocompatibility complex (MHC) is a large gene family that plays a central role in the immune system of all jawed vertebrates. Nonavian reptiles are under-represented within the MHC literature and little is understood regarding the mechanisms maintaining MHC diversity in this vertebrate group. Here, we examined the relative roles of parasite-mediated selection and sexual selection in maintaining MHC class I diversity of a color polymorphic lizard. We discovered evidence for parasite-mediated selection acting via rare-allele advantage or fluctuating selection as ectoparasite load was significantly lower in the presence of a specific MHC supertype (functional clustering of alleles): supertype four. Based on comparisons between ectoparasite prevalence and load, and assessment of the impact of ectoparasite load on host fitness, we suggest that supertype four confers quantitative resistance to ticks or an intracellular tickborne parasite. We found no evidence for MHC-associated mating in terms of pair genetic distance, number of alleles, or specific superotypes. An association was uncovered between supertype four and male throat color morph. However, it is unlikely that male throat coloration acts as a signal of MHC genotype to conspecifics because we found no evidence to suggest that male throat coloration predicts male mating status. Overall, our results suggest that parasite-mediated selection plays a role in maintaining MHC diversity in this population via rare-allele advantage and/or fluctuating selection. Further work is required to determine whether sexual selection also plays a role in maintaining MHC diversity in agamid lizards.

KEYWORDS

Agamidae, *Ctenophorus decresii*, major histocompatibility complex, MHC-associated mating, parasite-mediated selection

1 | INTRODUCTION

Pathogen–host relationships can strongly influence ecological and evolutionary processes within wild populations (Harvell, 2004). Understanding the mechanisms shaping host immunity is required for wildlife disease management and to evaluate the evolutionary

consequences of disease (Acevedo-Whitehouse & Cunningham, 2006). The major histocompatibility complex (MHC) is an extremely diverse gene family that plays a central role within the immune system of all jawed vertebrates (Kulski, Shiina, Anzai, Kohara, & Inoko, 2002). Both parasite-mediated selection and sexual selection have been found to maintain this diversity (Piertney & Oliver, 2006).

This is an open access article under the terms of the Creative Commons Attribution License, which permits use, distribution and reproduction in any medium, provided the original work is properly cited.

© 2018 The Authors. *Ecology and Evolution* published by John Wiley & Sons Ltd.

However, these alternative sources of selection are rarely examined together in the same species, limiting the ability to explore their relative roles (although see Dunn, Bollmer, Freeman-Gallant, & Whittingham, 2012; Eizaguirre et al., 2010; Sepil, Lachish, Hinks, & Sheldon, 2013; Sepil et al., 2015).

Evidence for parasite-mediated selection acting on MHC genes via rare-allele advantage (Borghans, Beltman, & De Boer, 2004; Schwensow et al., 2017), fluctuating selection (Jones, Cheviron, & Carling, 2015; Osborne, Pilger, Lusk, & Turner, 2017), heterozygote advantage (Doherty & Zinkernagel, 1975; Takahata & Nei, 1990), and optimal intermediate diversity advantage (Wegner, Kalbe, Kurtz, Reusch, & Milinski, 2003) has been uncovered across a range of taxa. However, most evidence points toward rare-allele advantage and fluctuating selection as the dominant mechanisms by which pathogen-mediated selection maintains MHC diversity, with little evidence that heterozygote advantage alone can account for the extreme diversity found at MHC loci (De Boer, Borghans, van Boven, Kesmir, & Weissing, 2004).

Individual MHC alleles or supertypes (functional clustering of alleles) may provide resistance against (Savage & Zamudio, 2011; Sepil et al., 2013), allow tolerance of (Regoes et al., 2014), or cause susceptibility to infection (Carrington et al., 1999). Interpreting the nature of such relationships requires information on both parasite prevalence and load, and the impact of infection on host fitness, data which are often difficult to obtain for populations in the wild (Råberg, 2014; Råberg, Sim, & Read, 2007). Resistance may come in the form of complete (qualitative) or partial (quantitative) protection against parasites (Westerdahl, Asghar, Hasselquist, & Bensch, 2011). Under qualitative resistance, the host prevents the establishment of infection and completely clears infection. Quantitative resistance, on the other hand, allows the host to suppress parasite load but not completely clear infection. Tolerance may co-occur with quantitative resistance and refers to the ability of the host to withstand high parasite load without impacting fitness (Regoes et al., 2014). Tolerance is measured as the gradient of the relationship between Darwinian fitness (or a proxy of fitness) and infection intensity (Råberg, 2014). Finally, parasite counteradaptations to host defenses may cause certain MHC alleles or supertypes to increase host susceptibility to infection (Kubinak, Ruff, Hyzer, Slev, & Potts, 2012). Understanding the nature of host-parasite relationships is important as different types of relationships have different consequences for epidemiology and the evolutionary dynamics of both host and parasite (Westerdahl et al., 2011).

MHC-associated mate choice has been discovered in most vertebrate classes, including bony fish (Evans, Dionne, Miller, & Bernatchez, 2012; Reusch, Häberli, Aeschlimann, & Milinski, 2001), amphibians (Bos, Williams, Gopurenko, Bulut, & DeWoody, 2009), reptiles (Miller, Moore, Nelson, & Daugherty, 2009; Olsson et al., 2003; Pearson, Godfrey, Schwensow, Bull, & Gardner, 2017), birds (Juola & Dearborn, 2012; Strandh et al., 2012), and mammals (Cutrera, Fanjul, & Zenuto, 2012; Schad, Dechmann, Voigt, & Sommer, 2012). Mate choice may be influenced by MHC diversity

(high or intermediate), compatibility (high or intermediate diversity in offspring), and/or based on specific alleles or supertypes (Ejsmond, Radwan, & Wilson, 2014). Spatial or temporal differences in mate choice for MHC characteristics may also occur (fluctuating selection, Cutrera, Zenuto, & Lacey, 2014). In some systems, sexual selection may play a large role in maintaining MHC diversity. For instance, Winternitz et al. (2013) found that sexual selection explains more functional variation than parasite-mediated selection in mammals.

Two nonmutually exclusive hypotheses are used to explain MHC-associated mating: the good genes hypothesis and the complementary genes hypothesis. The good genes hypothesis involves mating that is influenced by MHC diversity, or specific alleles or supertypes, irrespective of the genotype of the choosy sex (absolute criteria, Brown, 1997; Hamilton & Zuk, 1982). The complementary genes hypothesis predicts that mating is based on MHC genotype compatibility between mates (self-referential criteria, Zeh & Zeh, 1996). Hence, the genotype of the choosy sex is considered during mate choice. These hypotheses are used to test for evidence of heterozygote or intermediate diversity advantage, or associations with certain alleles or supertypes, indicating rare-allele advantage or fluctuating selection (Spurgin & Richardson, 2010). Both olfactory (Boehm & Zufall, 2006; Milinski et al., 2005; Setchell et al., 2011; Strandh et al., 2012) and visual (Dunn et al., 2012; Hinz, Gebhardt, Hartmann, Sigman, & Gerlach, 2012; Milinski, 2014; Olsson et al., 2005) traits have been proposed to signal individual MHC genotypes to conspecifics in mammals, birds, and fish. For instance, Dunn et al. (2012) found that the male black facial masks of common yellowthroat birds likely act as a signal of MHC diversity to mates, and MHC-dependent peptides in mouse urine may signal MHC genotype to conspecifics (Sturm et al., 2013). However, the phenotypic traits used by reptiles and amphibians to signal MHC genotype to conspecifics are largely unknown.

Here, we examined the relative roles of sexual selection and parasite-mediated selection in maintaining MHC diversity within a wild reptile population. The Australian tawny dragon lizard (*Ctenophorus decresii*), for which MHC class I has been characterized (Hacking, Bertozzi, Moussalli, Bradford, & Gardner, 2018), is host to both ectoparasites and intracellular parasites (Hacking et al., unpublished data). Male *C. decresii* exhibit secondary sexual coloration on their throat and chest that is emphasized in displays to conspecifics (Gibbons, 1979; Osborne, 2005a,b; Osborne, Umbers, Backwell, & Keogh, 2012; Stuart-Fox & Johnston, 2005). Furthermore, in some populations four discrete male throat color morphs coexist. Hence, *C. decresii* represents an excellent model to investigate patterns of MHC variation, parasites, and visual signals. First, we investigated the role that parasite-mediated selection plays in maintaining MHC diversity by testing the hypothesis that specific MHC supertypes are associated with parasite prevalence and/or load. We then determined whether MHC-parasite relationships were associated with resistance, tolerance, or susceptibility. Second, we asked whether sexual selection, via MHC-associated mating, plays a role in maintaining MHC diversity. In a specific manner, we tested the

hypothesis that MHC diversity and/or mate MHC compatibility predicts male mating status while accounting for the spatial position of mates, pair relatedness, and mate overall genetic diversity. Finally, we investigated visual phenotypic traits that may signal MHC genotype to conspecifics.

2 | MATERIALS AND METHODS

2.1 | Male mating status

The tawny dragon is a small (<30 g) agamid lizard that is endemic to the rocky ranges of South Australia. Individuals were captured from a site near Hawker in the Flinders Ranges, South Australia (31°57'17.5"S, 138°22'26.4"E) by noosing and were then released at the point of capture. We sampled individuals during spring and summer between 2013 and 2015 (two seasons), and captive hatching was undertaken during spring and early summer of 2014, with each mother sampled once within the breeding season. We focussed on sampling adult males within the population and only sampled gravid females for captive hatching. Captive hatching and subsequent paternity analysis presented in Hacking, Stuart-Fox, and Gardner (2018) produced 21 complete family groups, within which there was no evidence for multiple paternity. The tawny dragon employs a mostly polygynous genetic mating system (Hacking, Stuart-Fox et al., 2018), with males patrolling territories of 213 m², on average (Yewers, 2016). Male territories likely contain the home ranges of several females, and a female's home range could overlap the territory of more than one male.

When investigating mate choice, it is important to take the spatial position of potential mates into account as females are likely to only come into contact with males that are close-by. Failing to account for the geographic distance between females and potential mates may cause mating preferences to be missed. We recorded the location (± 3 m) of each individual at capture using a Garmin[®] handheld GPS. For each mother, adult males that were captured within a 100 m radius were considered to be potential mates. Given that male territory size ranges from 1 to 898 m² and averages 213 m² (Yewers, 2016), this 100 m radius is large enough to encompass most males that a female may come into contact with but may also include some males that a female did not come into contact with. The average number of males available to each female was 21 (range 9–36). Four males mated with more than one female, and most "mated" males were available to other females during the breeding season. The geographic distance between all pairs (mated and available) was calculated.

2.2 | Parasite infection

We recorded the number of attached ticks (*Amblyomma limbatum*) for each male (Supporting Information Figure S1) captured between 2013 and 2015 (137 total). Because we focussed on sampling only adult males, females are not included in this dataset. Associations

between the MHC and arachnid ectoparasites have been uncovered in both mammals (Kamath, Turner, Kusters, & Getz, 2014; Oliver, Telfer, & Piertney, 2009; Schad et al., 2012) and reptiles (Radwan, Kuduk, Levy, LeBas, & Babik, 2014). Immune defense against hematophagous ectoparasites involves class II MHC molecules and likely also MHC class I molecules via cross-presentation (Andrade, Teixeira, Barral, & Barral-Netto, 2005; Rock, Reits, & Neefjes, 2016; Wikel, 1996). Furthermore, arachnid ectoparasites (ticks and mites) have been found to transmit vectorborne intracellular parasites such as protists, viruses, and bacteria to reptile hosts (Allison & Desser, 1981; Bonorris & Ball, 1955; Camin, 1948; Chaisiri, McGarry, Morand, & Makepeace, 2015; Reynolds, Hart, Hermance, Brining, & Thangamani, 2017; Smallridge & Bull, 1999). In fact, *A. limbatum* is known to transmit haemogregarine blood parasites to an Australian skink species, *Tiliqua rugosa* (Smallridge & Bull, 1999). MHC I molecules play a direct role in immune defense against such intracellular parasites (Janeway, Travers, Walport, & Shlomchik, 2005). Vectorborne parasite infections in hosts are often influenced by host vector load (Bennett & Cameron, 1974; Godfrey, Nelson, & Bull, 2011; Reardon & Norbury, 2004; Sol, Jovani, & Torres, 2000). For instance, Godfrey et al. (2011) found that higher tick numbers on hosts were consistently associated with higher tickborne haemogregarine blood parasite load and prevalence in Tuatara, *Sphenodon punctatus*.

2.3 | Male morphometrics and coloration

Snout-to-vent length (SVL) was measured for each male to the nearest 0.01 mm and mass to the nearest 0.25 g. Male body condition was estimated using residuals from a regression of adult male mass and SVL. Male *C. decresii* exhibit polymorphism for throat color within the species' northern lineage, which includes the focal population (McLean, Stuart-Fox, & Moussalli, 2014; Teasdale, Stevens, & Stuart-Fox, 2013). Four discrete, heritable morph types exist within these populations; orange surrounded by yellow (orange/yellow), orange, yellow, or gray (McLean et al., 2014; Teasdale et al., 2013; Figure 1). The amount of color on the throat and throat brightness is highly variable within morph types, which is likely influenced by both genetic and environmental factors (Rankin, McLean, Kemp, & Stuart-Fox, 2016; Teasdale et al., 2013). For instance, throat brightness and the amount of gray color (associated with melanin pigment) are influenced by stress hormones under laboratory conditions (Lewis, Rankin, Pask, & Stuart-Fox, 2017), and carotenoid pigmentation can only be obtained from the diet (McGraw, 2006). The throat is emphasized during male displays (Gibbons, 1979), and it is likely that throat coloration plays an important role in social signaling (Yewers et al., 2016). Morph types do not differ in regard to morphology or microhabitat use (Teasdale et al., 2013; Yewers, 2016). To capture variation in color within and among throat morphs, we calculated the proportion of orange and yellow on the throat of each male. Variation in achromatic throat coloration ('brightness') among males, which is independent of morph type (Teasdale et al., 2013), was also calculated for each male. Male




FIGURE 1 A male tawny dragon lizard (*Ctenophorus decresii*) at the Hawker field site in the Flinders Ranges, South Australia (a). An example of an adult male chest patch marking (b), and the four throat color morphs present within the Hawker population, ordered left to right from most frequent to least frequent (c)

C. decresii also possess gray to black (melanin) chest patch markings that are exposed during male displays (Gibbons, 1979; Figure 1). Chest patch size is an important signal in male–male interactions (Osborne, 2005a), and in the congener *C. Ornatus*, chest patch size is associated with territory size and the number of females within a male's territory (Lebas, 2001). We therefore also calculated male relative chest patch size. Refer to Supporting Information (Data S1, Figure S2) for additional details on the quantification of male throat coloration and chest patch size.

2.4 | MHC genotyping and supertype analysis

MHC genotypes were obtained using next-generation amplicon sequencing and a thorough genotyping protocol, Hacking, J., Bradford, T., Pierce, K. and Gardner, M., unpublished data. The $\alpha 1$ domain (exon 2), which forms part of the peptide-binding cleft of the MHC I molecule was targeted to gain information on the functional diversity present. As discussed in Hacking, J., Bradford, T., Pierce, K. and Gardner, M. (unpublished data), the MHC I $\alpha 1$ alleles used here likely represent a subsample of the diversity present at the *C. decresii* MHC I region, as is likely the case for many other MHC studies on nonmodel organisms (Babik, 2010).

It is the characteristics of peptide-binding sites and other important sites, such as those involved in T-cell receptor interactions within the $\alpha 1$ and $\alpha 2$ domains that form the binding cleft

of MHC molecules that determine associations between MHC molecules and parasite-derived peptides. Such sites are likely to be under positive selection. Clustering MHC alleles into functional groups (supertypes) based on the properties of positively selected sites (PSS) and putative peptide-binding sites allows the phenotypic effects of MHC alleles to be examined (Naugler & Liwski, 2008; Trachtenberg et al., 2003). Accordingly, PSS within the $\alpha 1$ domain identified in Hacking, J., Bradford, T., Pierce, K. and Gardner, M., (unpublished data) were used to cluster *C. decresii* alleles (including all populations sampled in Hacking, J., Bradford, T., Pierce, K. and Gardner, M., (unpublished data)) into supertypes based on five amino acid physicochemical descriptors: hydrophobicity, steric bulk, polarity, and two electronic effect variables (Doytchinova & Flower, 2005; Sandberg, Eriksson, Jonsson, Sjoström, & Wold, 1998). First, amino acid positions under positive selection ($n = 9$) were extracted from the rest of the sequence and the physicochemical properties (Doytchinova & Flower, 2005; Sandberg et al., 1998) of each amino acid for each allele were recorded. These data were formatted as a matrix with alleles in rows and the physicochemical properties of each amino acid as columns. Alleles were then clustered into supertypes using K-means clustering, implemented using the *adegenet* package (Jombart, 2008) in R ver. 3.4.1 (R Core Team 2016). For K-means clustering, all principal components were retained ($n = 25$) and the optimal number of

clusters was determined based on Bayesian information criterion (BIC) (Jombart, Devillard, & Balloux, 2010).

2.5 | Pair relatedness and genomewide diversity

Under MHC-associated mate choice, a lack of correlation between MHC diversity and genomewide diversity would suggest that mating is not simply due to mate choice for genetically diverse individuals, while a lack of correlation between relatedness and MHC similarity eliminates mating due to general inbreeding avoidance. Therefore, we tested for correlations between MHC diversity (number of MHC alleles) and an estimate of genomewide diversity, and between-relatedness estimates and percent genetic (amino acid) distance among MHC I alleles shared between pairs. Microsatellite genotypes presented in Hacking, Stuart-Fox et al. (2018) were used to estimate relatedness between each mother, her mate, and all available males, using Coancestry ver. 1.0.1.5 (Wang, 2007). Microsatellite genotypes were also used to estimate individual heterozygosity using the *genhet* package (Coulon, 2010) in R (R Core Team 2016) as a measure of neutral genomewide diversity. Correlation analyses were undertaken using the *glm* function in R (R Core Team 2016). For both relatedness and genomewide diversity estimates, eight microsatellite loci were used, seven of which have high polymorphic information content values (≥ 0.85) (Hacking, Stuart-Fox, et al., 2018). Note, however, that it is difficult to gain an accurate estimation of genomewide diversity and these microsatellite loci may not be adequate (DeWoody & DeWoody, 2005; Väli, Einarsson, Waits, & Ellegren, 2008), although see (Ljungqvist, Akesson, & Hansson, 2010).

2.6 | Hypothesis testing overview

An AICc-based information-theoretic approach was used to test our alternative hypotheses about the factors driving MHC diversity in this system (Burnham & Anderson, 2004; Burnham, Anderson, & Huyvaert, 2011; Galipaud, Gillingham, David, & Dechaume-Moncharmont, 2014; Grueber, Nakagawa, Laws, & Jamieson, 2011; Symonds & Moussalli, 2011). We examined evidence for parasite-mediated selection in model set 1 and MHC-associated mating in model set 2. We then investigated potential phenotypic signals of MHC genotype in model set 3. Correlations between predictor variables were investigated, and variance inflation factors were calculated (VIF, *usdm* R package, Naimi, Hamm, Groen, Skidmore, & Toxopeus, 2014) to avoid multicollinearity within models. A VIF below 3 was considered acceptable (Zuur, Ieno, & Elphick, 2010). See Supporting Information Table S1 for an outline of all models.

We used generalized linear models (GLMs) or generalized linear mixed models (GLMMs) to estimate the effect of potential predictors on response variables that were normally distributed. Three response variables, percentage of throat colored orange, percentage of throat colored yellow, and tick load, were zero-inflated with “true zeros” or “structure zeros”; that is, zeros resulting from subpopulations within the dataset rather than from random sampling (‘false zeros’ or ‘sampling zeros’, He, Tang, Wang, & Crits-Christoph, 2014;

Martin et al., 2005). For example, the percentage of throat colored orange variable is a measure of the percentage of a male’s throat colored orange and is zero-inflated because two of the four morph types (gray and yellow) do not include orange coloration. Due to the nature of the zero-inflation, hurdle models were fitted when percentage of throat colored orange, percentage of throat colored yellow, and tick load were used as response variables. Hurdle models include two components: First, a binomial model determines whether a zero or count (nonzero) outcome occurs (presence/absence). Second, a zero-truncated (excluding zeros) model (e.g., Poisson) analyses the count data (Dalrymple, Hudson, & Ford, 2003; Guo et al., 2016; Hassrick et al., 2016; Naimi et al., 2014; Welsh, Cunningham, Donnelly, & Lindenmayer, 1996; Xu, Paterson, Turpin, & Xu, 2015). The fit of both a negative binomial and Poisson distribution was considered for the zero-truncated (count) part of the hurdle models.

For each model set, a global model was constructed, which was standardized using the *arm* R package (Gelman, 2008). Standardization allowed direct comparison among predictor variables during model selection (Gelman, 2008; Grueber et al., 2011). The *lme4* R package was used to construct GLMMs (Bates, Mächler, Bolker, & Walker, 2015), the *stats* R package was used to construct GLMs (R Core Team 2016), and the *pscl* R package was used to construct hurdle models (Jackman, 2012; Zeileis, Kleiber, & Jackman, 2008). Then, the *dredge* function from the *MuMIn* R package (Bartoń, 2009) was used to construct all possible models based on the global model, including the null model. When covariates were used in models, they were included in all models, including the null model, constructed by the *dredge* function. The top models were extracted based on a Δ AICc 95% confidence set (Symonds & Moussalli, 2011). At last, top models were averaged so that parameters were recalculated based on the top model set alone. Model selection and averaging were undertaken using the *MuMIn* R package (Bartoń, 2009). Model fit was examined using adjusted R^2 for GLMs (Nagelkerke, 1991) and marginal (R^2_m) and conditional (R^2_c) R^2 for GLMMs (Nakagawa & Schielzeth, 2013). R^2 calculations were undertaken using the *MuMIn* R package (Bartoń, 2009). The fit of hurdle models was visually assessed using rootograms, which were created using the *countreg* R package (Kleiber & Zeileis, 2016).

The support for models within model sets was determined based on Δ AICc, the evidence ratio (how much better one model explains the data than the next model) and model fit. The importance of specific predictor variables was based on effect size, accumulative Akaike weights (relative importance), and statistical significance (based on 95% CIs).

2.7 | Hypothesis testing: parasite-mediated selection

In model set 1, we tested the hypothesis that the presence of specific MHC I supertypes predicts tick prevalence and/or load, using a hurdle model (Supporting Information Table S1). Such a relationship would indicate that parasite-mediated selection may occur via rare-allele advantage or fluctuating selection (Spurgin & Richardson,

2010). We could not estimate MHC heterozygosity because we amplified MHC I alleles across multiple loci (up to four alleles per individual, Hacking, J., Bradford, T., Pierce, K. and Gardner, M., unpublished data) and therefore did not test for evidence of parasite-mediated selection acting through heterozygote advantage (Spurgin & Richardson, 2010). As tick load varied by year and with time in season (early vs. late), these variables were included as covariates in model set 1. Tick load was not correlated with individual absolute mass; therefore, mass was not used as a covariate.

Information on the impact of parasite load on host fitness is required when delineating MHC–pathogen relationships (Råberg et al., 2007). Body condition was used as a proxy for fitness and was calculated using residuals of a regression of SVL against mass (Jakob, Marshall, & Uetz, 1996). We plotted male body condition against tick load and grouped data based on the presence and absence of MHC I supertypes that were identified in model selection. A linear regression line was fitted for each group (absence/presence) for each supertype to assess the relationship between body condition and tick load using the *stats* R package (R Core Team 2016).

2.8 | Hypothesis testing: sexual selection

We tested two alternative but potentially nonmutually exclusive hypotheses for MHC-associated mating; (a) “mate choice” for MHC diversity or specific MHC supertypes; the good genes hypothesis, and (b) “mate choice” for MHC-compatible individuals; the complementary genes hypothesis (Supporting Information Table S1, Eizaguirre, Yeates, Lenz, Kalbe, & Milinski, 2009; Landry, Garant, Duchesne, & Bernatchez, 2001; Miller et al., 2009; Pearson et al., 2017; Sepil et al., 2015). Mate choice was determined by comparing the male that a female mated with to a set of “available” males (within a 100 m radius). This variable may reflect female mate choice (intersexual selection) and/or male–male competition for access to females (intrasexual selection) but is not a measure of male choice or male reproductive success as all females available to males were not sampled. For model set 2, MHC diversity (good genes hypothesis) was estimated as the number of male MHC I alleles and pair MHC I genetic distance (complementary genes hypotheses) was estimated as the average percent genetic distance (amino acid) between shared MHC I alleles of a male and female pair. Male mass and the spatial proximity (m) of available and mated males were included as covariates in model set 2 because these were strong predictors of male mating status in preliminary analyses, with mated males larger, and geographically closer, than available males. Male and female ID were included as random factors within the model to account for repeated individuals within the dataset (i.e., many males were available to a single female, some males mated with more than one female, and many males were both mated and available to other females). To test whether the probability of possessing a particular supertype is dependent on male mating status (good genes hypothesis), we performed a Fisher’s exact test, implemented in R using the *stats* package (R Core Team 2016) and the *rcompanion* package (Mangiafico, 2015).

Following model set 2, we investigated potential phenotypic (coloration) signals of male MHC diversity, including all adult males sampled within the population ($n = 108$, model set 3a–f, Supporting Information Table S1). We included percentage of throat colored orange, percentage of throat colored yellow, throat brightness, and chest patch as predictors. Male number of alleles (model set 3a) and male number of supertypes (model set 3b) are measures of MHC diversity and were used as response variables. We also tested for associations between potential phenotypic signals and specific MHC I supertypes (model sets 3c–3f). Each of the potential phenotypic signals was used as a response variable, and each supertype was included as a separate predictor variable, coded as present or absent for each individual. To further investigate trends uncovered between throat color and supertype four (model sets 3c and 3d), we performed a Fisher’s exact test to determine whether the probability of possessing supertype four is dependent on male throat morph type (yellow/orange-yellow/orange/gray).

To confirm that the phenotypic traits that were found to be associated with specific supertypes also predicted mating status, we performed a GLM with mating status as the response and male percentage throat colored yellow and male percentage throat colored yellow as predictors (model set 3g, Supporting Information Table S1). As with model set 2, male mass was used as a covariate. Only males were included in the mating status variable, rather than pairs of males and females. We also performed a Fisher’s exact test to determine whether mating status is dependent upon male throat morph type.

3 | RESULTS

3.1 | MHC genotyping and supertype analysis

Most of the mothers (18/21, 90%), fathers (14/16, 88%), and available males (95/108, 88%), and 86% (144/166) of the individuals used to test for parasite-mediated selection were successfully genotyped for the MHC I $\alpha 1$ domain. Individuals had between one and four alleles and pair MHC I genetic distance varied from 0.02 to 0.36. A total of 28 MHC I alleles were uncovered, which translated into 27 unique amino acid sequences (Hacking, J., Bradford, T., Pierce, K. and Gardner, M., unpublished data). The number of alleles per individual, as measured by nucleotide sequences, was the same as when measured by amino acid sequences.

Alleles from all *C. decresii* populations sampled in Hacking, J., Bradford, T., Pierce, K. and Gardner, M., (unpublished data) clustered into eight supertypes (Supporting Information Figure S3, S4, and S5), and individuals had between one and four supertypes. Seven of these supertypes (ST2 – ST8) were present within the focal population. Most (89%) individuals with more than one MHC allele had an equal number of alleles and supertypes, indicating high within-individual functional diversity. The frequency of each supertype varied, with supertype three present in 52% of individuals and supertype seven present in only 4% of individuals. Supertype six was also rare (9%),

and all other supertypes had an intermediate frequency (18%–24%, Supporting Information Figure S5).

3.2 | Pair relatedness and genomewide diversity

There was no correlation between number of male MHC I alleles and microsatellite heterozygosity ($R^2 = 0.002$, $p = 0.193$) or between MHC I genetic (amino acid) similarity between pairs and pair relatedness ($R^2 = 0.001$, $p = 0.240$, Supporting Information Figure S6). This suggests that it is not likely that MHC-associated mating patterns observed are simply due to mate choice for genetically diverse individuals or mating to avoid inbreeding.

3.3 | Parasite-mediated selection

Overall, 95% of individuals were infected with ticks and average tick load was eight. We uncovered an association between a certain supertype and tick load. The top model included only supertype four, which was present in all models with a $\Delta AICc$ less than two. Supertype three was also in models with $\Delta AICc$ less than two (Table 1). These associations were driven by the count component of the hurdle model, suggesting that the presence or absence of these supertypes is associated with the tick load, rather than tick prevalence. Indeed, tick prevalence is similar in the presence and absence of supertype four (Figure 2a). Tick load was only statistically significantly different in the respect to supertype four (95% CIs -0.98, -0.15; odds ratio 0.57), with mean tick load lower in the presence of this supertype (Figure 2b). The rootogram confirmed that the hurdle model provided a good fit for the data (Supporting Information Figure S7).

The significant negative relationship between supertype four and tick load, and the neutral relationship between supertype four and tick prevalence, suggests that this supertype confers quantitative resistance to ticks or a tickborne parasite. To investigate whether supertype four also plays a role in tolerance of ticks (or a tickborne parasite), we examined the relationship between body condition (a measure of fitness) and tick load in light of the presence and absence of supertype four (Figure 2c). When only individuals that do not possess supertype four are considered, there is a slight nonsignificant negative relationship (p -value = 0.69, slope = -0.01, Figure 2c)

TABLE 1 AIC information-theoretic top model selection results for model set 1 (response: tick load, predictors: MHC I supertypes), after model averaging. Only those models with $\Delta AICc \leq 2$ are shown due to the large number of models in the 95% confidence set. See Supporting Information Table S3 and Figure S10 for summary results for variables and Supporting Information Figure S7 for overall model fit

Model	df	AICc	$\Delta AICc$	Weight	ER
ST4	9	751.81	0	0.19	
ST4 + ST3	11	753.41	1.60	0.09	2.1

Note. ER: evidence ratio.

between body condition and tick load, indicating that high tick loads probably have a small impact on body condition. In contrast, individuals that possess supertype four show a much steeper decline in body condition with increasing tick load, although this relationship is also not statistically significant (p -value = 0.08, slope = -0.18, Figure 2c). It is therefore likely that supertype four offers only resistance and not tolerance to ticks or a tickborne parasite.

3.4 | MHC-associated mating

We found no evidence for mate choice based on MHC diversity or specific MHC supertypes (good genes hypothesis) or pair MHC I genetic distance (complementary genes hypothesis). Both pair MHC I genetic distance and male number of alleles were not significantly different between mated and available pairs (Figure 3), and the

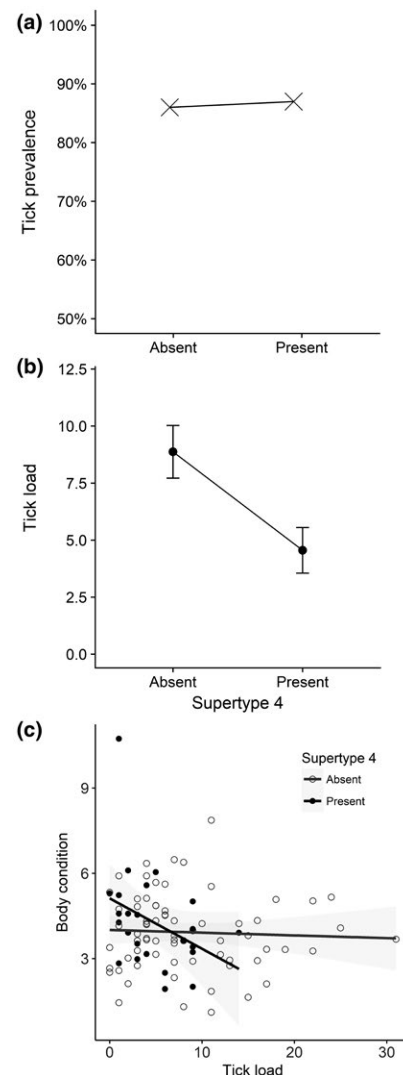


FIGURE 2 Relationship between the presence and absence of supertype four and tick prevalence (a) and mean ($\pm SE$) tick load (b), and the relationship between tick load and body condition (showing 95% confidence intervals with shaded area and dotted lines), comparing individuals with and without supertype four (c)

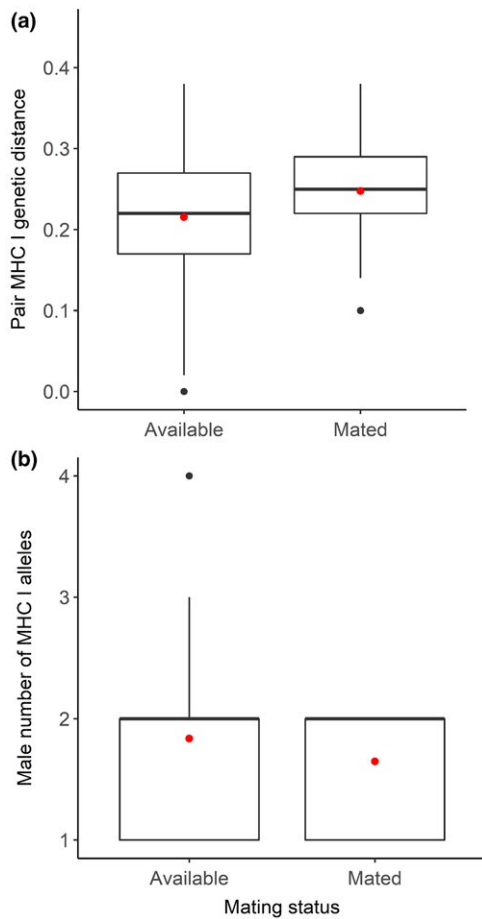


FIGURE 3 Difference between available and mated *Ctenophorus decresii* males in average pair percent difference among shared MHC I alleles (a) and male number of MHC I alleles (b). Mean values are indicated with a red point

probability of possessing a certain supertype was independent of male mating status. Refer to Supporting Information for details of MHC-associated mating results (Data S2).

3.5 | Potential signals of MHC genotype

We found little evidence to suggest that male coloration signals MHC genotype to conspecifics. Neither the number of alleles nor the number of superotypes was associated with male coloration (throat color, throat brightness, and relative chest patch size). Based on model sets 3c-f, there were no significant associations between male coloration and the presence of certain superotypes (Figure 4). Refer to Supporting Information for details of model set 3a-3f results (Data S3). However, it was observed that supertype four is less likely to occur in orange, orange/yellow, and yellow morphs. Indeed, Fisher's exact test revealed that the probability of possessing supertype four is dependent upon morph type (p -value = 0.02), with over 50% of gray morphs possessed supertype four, whereas <20% of yellow, orange, and orange/yellow morphs possessed this supertype (Figure 4c).

Because we uncovered trends suggesting that percentage of throat colored yellow and percentage of throat colored orange may be associated with certain MHC I superotypes, we investigated whether these variables predicted mating status (model set 3g). The null model had the lowest $\Delta AICc$ and 95% CIs for percentage of throat colored yellow and percentage of throat colored orange overlapped zero, suggesting that percentage of throat colored orange and percentage of throat colored yellow are not strong predictors of mating status (Supporting Information Tables S18 and S19 Figures S8 and S9). Furthermore, a Fisher's exact test revealed that male mating status is independent of male throat morph type (p -value = 0.58).

4 | DISCUSSION

We tested hypotheses regarding the roles of parasite-mediated selection and sexual selection in maintaining diversity at the MHC within a wild agamid lizard population. The roles of both parasite-mediated selection and sexual selection are rarely considered together in a single population, limiting the ability to make inferences about the relative importance of these mechanisms. Results supported the hypothesis that specific MHC I superotypes are associated with parasite infection, indicating a role for parasite-mediated rare-allele advantage and/or fluctuating selection in maintaining MHC diversity. Parasite load was significantly lower in the presence of MHC I supertype four, but this supertype had no effect on parasite prevalence, indicating quantitative resistance. Furthermore, the relationship between parasite load and body condition in the presence of supertype four indicated that this supertype offers only resistance, not tolerance. Tolerance is rarely considered when delineating host-parasite relationships despite important implications for epidemiology and host-parasite coevolutionary dynamics.

In contrast to parasite-mediated selection, we found no evidence that sexual selection plays a role in maintaining *C. decresii* MHC I diversity. There was little support for mating based on MHC diversity, specific MHC superotypes, or pair MHC compatibility when taking potential mate spatial proximity, inbreeding avoidance, and overall genetic diversity into account. Similar results have recently been reported for great tit birds, in which there is strong evidence for parasite-mediated selection (Sepil et al., 2013) but little evidence for sexual selection (Sepil et al., 2015) maintaining MHC diversity. In line with the lack of evidence for MHC-associated mating, we did not find any evidence to suggest that male coloration acts as a signal of MHC genotype to conspecifics. However, we did find an association between male throat color morph and supertype four, with gray-throated males over twice as likely to possess this supertype compared to other morphs. The higher likelihood of possessing supertype four may help to maintain this morph within the population. Links between the MHC and coloration have been found in other systems, although the mechanisms underlying these associations are yet to be elucidated.

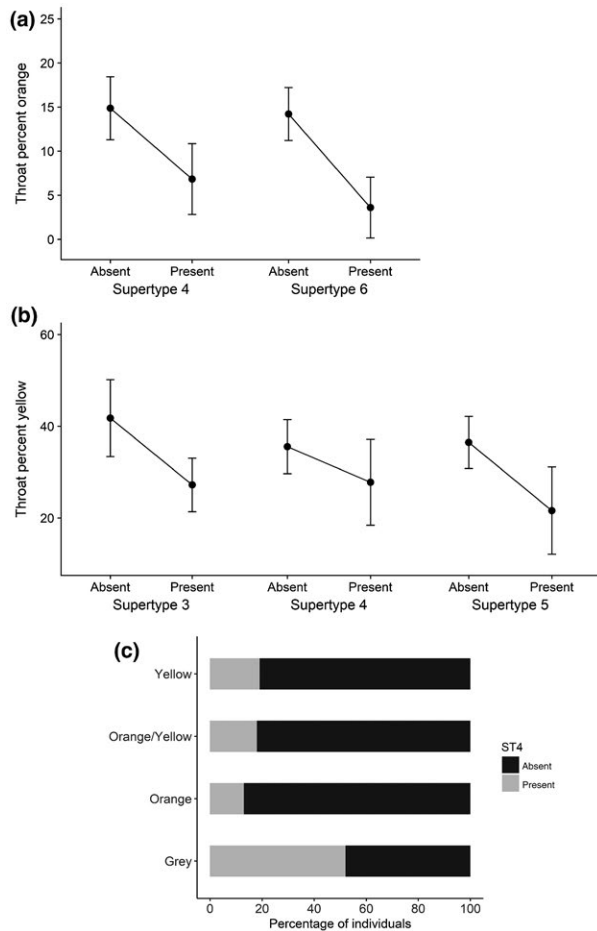


FIGURE 4 Mean (\pm SE) percentage of male throat color (a: orange, b: yellow) as a function of supertype presence (only supertypes that were present in models with Δ AICc \leq 2 are displayed) and the percentage of individuals of each male throat morph that possess supertype four (c)

4.1 | Parasite-mediated selection

Understanding the genetic basis of variation in infections within and among wildlife populations requires identification of host–parasite immunogenetic relationships (i.e., resistance, tolerance, and susceptibility) and the evolutionary mechanisms driving such relationships. In recent times, researchers have aimed to better understand the relationships between host genetic immunity and parasites, attempting to differentiate qualitative resistance, quantitative resistance, and susceptibility. For instance, Sepil et al. (2013) discovered that two different MHC supertypes are associated with two different avian malaria (*Plasmodium*) species, but one confers qualitative resistance and the other offers quantitative resistance. However, the role of host tolerance is rarely considered in such studies. One of the few examples of research on the role that MHC molecules play in tolerance is Regoes et al. (2014), who found that MHC heterozygosity is associated with greater tolerance of human HIV infections.

Our results suggest that supertype four confers quantitative resistance against but not tolerance of ticks or a tickborne

parasite infecting *C. decresii*. Consistent with resistance, we uncovered a negative relationship between supertype four and parasite load. Associations between infection prevalence and specific MHC alleles or supertypes are likely linked to the ability to completely clear infection, not the ability to prevent infection. This is because the MHC is not directly involved in the initial innate immune response to infection (Chaplin, 2010). We uncovered a neutral relationship between supertype four and parasite prevalence, indicating that this supertype does not play a role in clearing infection, as expected under quantitative resistance.

It is likely that supertype four does not offer tolerance alongside quantitative resistance, as revealed by the negative relationship between body condition and parasite load in the presence of this supertype. In the absence of supertype four body condition decreased with an increase in parasite load at a lower rate. Discrepancy between individuals with and without supertype four in regard to the tolerance gradient may be caused by a cost associated with immune response. For instance, immune response is negatively correlated with reproductive effort in birds (Knowles, Nakagawa, & Sheldon, 2009) and with body size and development time in field crickets (Rantala & Roff, 2005). However, often multiple measures of fitness are required to gauge the impact of infection on individuals. Furthermore, it is unknown whether body condition correlates with reproductive success in *C. decresii* or agamid lizards more generally. Recent work in anolis lizards (Cox & Calsbeek, 2015) suggests that body condition may not be an accurate measure of fitness for lizards. Hence, the decrease in body condition associated with increasing parasite load observed for *C. decresii* may not necessarily indicate an impact of parasite load on lizard health or relative fitness.

When testing the parasite-mediated selection hypothesis, we did not take into account risk of infection. Individuals that are unexposed to ticks cannot become infected regardless of their MHC genotype. For instance, sleepy lizards (*Tiliqua rugosa*) that are highly socially connected and use the same refuges as neighboring lizards have higher tick loads (Leu, Kappeler, & Bull, 2010). Therefore, if variation in tick exposure exists within the *C. decresii* population the relationship we observed between specific supertypes and tick prevalence may be biased. At last, it is worth noting that in this study we only considered the α 1 domain from a subset of *C. decresii* MHC I loci. We did not include the α 2 domain, which together with α 1, completes the peptide-binding region, or MHC class II loci. Future studies will likely benefit from including the entire peptide-binding region or complete MHC haplotypes.

We identified an association between a specific MHC genotype (supertype four) and parasite load, which is one of the signatures expected under parasite-mediated rare-allele advantage and fluctuating selection (Spurgin & Richardson, 2010). Further work involving long-term spatiotemporal data is required to assess whether rare-allele advantage or fluctuating selection play a dominant role, or whether they are acting together in this system. Furthermore, we were unable to test for heterozygote advantage because alleles were amplified across multiple loci. Therefore, it is possible that

parasite-mediated heterozygote advantage also plays a role in maintaining MHC diversity in *C. decresii*.

4.2 | Sexual selection: MHC-associated mating

We uncovered limited evidence for MHC-associated mating in regard to both the good genes and complementary genes hypotheses. This suggests that MHC I loci play a secondary role or are of little importance in mate choice decisions in *C. decresii*. In contrast to our results, the few studies that have examined MHC-associated mate choice in nonavian reptiles have uncovered significant relationships between measures of MHC diversity or dissimilarity and mating (Miller et al., 2009; Olsson et al., 2005; Pearson et al., 2017). Other studies have reported a lack of evidence for MHC-associated mating (Kuduk et al., 2014; Whitcomb, Banks, & O'Malley, 2014). For instance, Sepil et al. (2015) found no evidence for MHC-disassortative mating in wild great tits despite large sample sizes. Moreover, we did not identify male phenotypic signals of MHC genotype, providing further evidence that class I MHC may play little role in mate choice. However, it is possible that other phenotypic traits that we did not measure, such as femoral pore secretions or other olfactory cues signal MHC I genotype to conspecifics. It is important to note that the sample size associated with the mating status variable may have inhibited our ability to identify small effects related to MHC-associated mating and phenotypic mating signals. Furthermore, we only considered a single exon from a subset of MHC I loci; MHC-associated mate choice may be detected when entire MHC I haplotypes or MHC class II loci are considered.

4.3 | Supertype four, parasites, and male morph type

Supertype four likely provides quantitative resistance to ticks or a tickborne parasite in *C. decresii*. This supertype was also associated with male throat color; the gray morph was more likely to possess supertype four compared to other morphs. The gray morph is the least bold and least aggressive and has low testosterone levels compared to the three other male morphs (Yewers, Jessop, & Stuart-Fox, 2017; Yewers et al., 2016). Despite these characteristics likely reducing the ability of gray morphs to defend territories and obtain mates, the gray morph is present within all polymorphic populations, implying a compensatory selective advantage (McLean et al., 2014). Perhaps a superior ability to reduce parasite load could provide the gray morph with a selective advantage, allowing it to be maintained within the population. Lehnert, Pitcher, Devlin, and Heath (2016) describe a similar scenario in Chinook salmon (*Oncorhynchus tshawytscha*), in which heritable morphs differ significantly in regard to MHC class I and II variables. Compared to other morphs, the gray morph has the highest expression levels of several genes associated with melanin synthesis (McLean, Lutz, Rankin, Stuart-Fox, & Moussalli, 2017). Melanin coloration has also been linked to the MHC in the common yellowthroat, *Geothlypis trichas* (Dunn et al., 2012) and brown

trout, *Salmo trutta* (Jacob, Evanno, Von Siebenthal, Grossen, & Wedekind, 2010). Although the genetic and biochemical pathways responsible for this link are unknown, melanins undertake several functions within the immune system (Nosanchuk & Casadevall, 2006), suggesting a possible link between MHC molecules and melanin pigmentation.

5 | CONCLUSION

Both parasite-mediated selection and sexual selection are rarely studied together in a single population when investigating the mechanisms maintaining MHC diversity. Here, we considered both sources of selection and discovered evidence for parasite-mediated selection but little evidence for MHC-associated mate choice. When testing MHC-associated mate choice hypotheses, we controlled for spatial proximity among individuals, relatedness, and overall genetic diversity. Such potential confounding variables are not always considered in studies examining mate choice for MHC characteristics. Our results suggest that parasite-mediated selection may be acting via rare-allele advantage and/or fluctuating selection to maintain MHC diversity with *C. decresii*, with a specific supertype likely conferring quantitative resistance to ticks or a tickborne parasite. Overall, this study supports a dominant role for parasite-mediated selection in maintaining MHC diversity and further demonstrates that the role that sexual selection plays is highly variable within and among vertebrate groups.

ACKNOWLEDGMENTS

We are grateful to Tessa Bradford for helpful discussions and to Rachel Popelka-Filcoff for assistance with spectrophotometry. Funding was provided by the Wildlife Preservation Society of Australia and Royal Society of South Australia, awarded to JH and the Flinders University Interfaculty Collaboration Grant, awarded to JH, MG, and a third applicant.

CONFLICT OF INTEREST

None declared.

AUTHOR CONTRIBUTIONS

J.H., D.S-F., and M.G. designed research, and J.H. performed research, analyzed data, and wrote the manuscript. D.S-F., S.G., and M.G. contributed toward writing the manuscript.

DATA ACCESSIBILITY

DNA sequences (MHC class I $\alpha 1$ alleles) are available at GenBank (accession numbers MH706772 - MH706834). Parasite-mediated selection data (model set 1), MHC-associated mating data (model set 2 and Fisher's exact test), signals of MHC genotype data (model

set 3 and Fisher's exact tests), and relatedness and heterozygosity data have been deposited in the Dryad digital repository (<https://doi.org/10.5061/dryad.mr31757>).

ORCID

Jessica D. Hacking  <http://orcid.org/0000-0002-7624-0874>

REFERENCES

- Acevedo-Whitehouse, K., & Cunningham, A. A. (2006). Is MHC enough for understanding wildlife immunogenetics? *Trends in Ecology and Evolution*, 21, 433–438. <https://doi.org/10.1016/j.tree.2006.05.010>
- Allison, B., & Desser, S. S. (1981). Developmental Stages of Hepatozoon lygosomarum (Doré 1919) comb. n. (Protozoa: Haemogregarinidae), a Parasite of a New Zealand Skink, Leiopisma nigriplantare. *The Journal of Parasitology*, 67, 852–858. <https://doi.org/10.2307/3280710>
- Andrade, B. B., Teixeira, C. R., Barral, A., & Barral-Netto, M. (2005). Haematophagous arthropod saliva and host defense system: A tale of tear and blood. *Anais da Academia Brasileira de Ciências*, 77, 665–693. <https://doi.org/10.1590/S0001-37652005000400008>
- Babik, W. (2010). Methods for MHC genotyping in non-model vertebrates. *Molecular Ecology Resources*, 10, 237–251. <https://doi.org/10.1111/j.1755-0998.2009.02788.x>
- Bartoń, K. (2009). *MuMIn: Multi-model inference*, p. R package.
- Bates, D., Mächler, M., Bolker, B., & Walker, S. (2015). Fitting linear mixed-effects models using lme4. *Journal of Statistical Software*, 67, 48.
- Bennett, G. F., & Cameron, M. (1974). Seasonal prevalence of avian hematozoa in passeriform birds of Atlantic Canada. *Canadian Journal of Zoology*, 52, 1259–1264. <https://doi.org/10.1139/z74-167>
- Boehm, T., & Zufall, F. (2006). MHC peptides and the sensory evaluation of genotype. *Trends in Neurosciences*, 29, 100–107. <https://doi.org/10.1016/j.tins.2005.11.006>
- Bonorris, J. S., & Ball, G. H. (1955). *Schellackia occidentalis* n.sp., a blood-inhabiting coccidian found in lizards in southern California. *The Journal of Protozoology*, 2, 31–34. <https://doi.org/10.1111/j.1550-7408.1955.tb02393.x>
- Borghans, J. A. M., Beltman, J. B., & De Boer, R. J. (2004). MHC polymorphism under host-pathogen coevolution. *Immunogenetics*, 55, 732–739. <https://doi.org/10.1007/s00251-003-0630-5>
- Bos, D. H., Williams, R. N., Gopurenko, D., Bulut, Z., & DeWoody, J. A. (2009). Condition-dependent mate choice and a reproductive disadvantage for MHC-divergent male tiger salamanders. *Molecular Ecology*, 18, 3307–3315. <https://doi.org/10.1111/j.1365-294X.2009.04242.x>
- Brown, J. L. (1997). A theory of mate choice based on heterozygosity. *Behavioral Ecology*, 8, 60–65. <https://doi.org/10.1093/beheco/8.1.60>
- Burnham, K. P., & Anderson, D. R. (2004). Multimodel inference: Understanding AIC and BIC in model selection. *Sociological Methods and Research*, 33, 261–304. <https://doi.org/10.1177/0049124104268644>
- Burnham, K. P., Anderson, D. R., & Huyvaert, K. P. (2011). AIC model selection and multimodel inference in behavioral ecology: Some background, observations, and comparisons. *Behavioral Ecology and Sociobiology*, 65, 23–35. <https://doi.org/10.1007/s00265-010-1029-6>
- Camín, J. H. (1948). Mite transmission of a hemorrhagic septicemia in snakes. *The Journal of Parasitology*, 34, 345–354. <https://doi.org/10.2307/3273698>
- Carrington, M., Nelson, G. W., Martin, M. P., Gladman, D., Wade, J., Trowsdale, J., & Carrington, M. (1999). HLA and HIV-1: Heterozygote advantage and B*35-Cw*04 disadvantage. *Science*, 283, 1748–1752. <https://doi.org/10.1126/science.283.5408.1748>
- Chaisiri, K., McGarry, J. W., Morand, S., & Makepeace, B. L. (2015). Symbiosis in an overlooked microcosm: A systematic review of the bacterial flora of mites. *Parasitology*, 142, 1152–1162. <https://doi.org/10.1017/S0031182015000530>
- Chaplin, D. D. (2010). Overview of the immune response. *The Journal of Allergy and Clinical Immunology*, 125, S3–S23. <https://doi.org/10.1016/j.jaci.2009.12.980>
- Coulon, A. (2010). genhet: An easy-to-use R function to estimate individual heterozygosity. *Molecular Ecology Resources*, 10, 167–169. <https://doi.org/10.1111/j.1755-0998.2009.02731.x>
- Cox, R. M., & Calsbeek, R. (2015). Survival of the fattest? Indices of body condition do not predict viability in the brown anole (*Anolis sagrei*). *Functional Ecology*, 29, 404–413. <https://doi.org/10.1111/1365-2435.12346>
- Cutrera, A. P., Fanjul, M. S., & Zenuto, R. R. (2012). Females prefer good genes: MHC-associated mate choice in wild and captive tuco-tucos. *Animal Behaviour*, 83, 847–856. <https://doi.org/10.1016/j.anbehav.2012.01.006>
- Cutrera, A. P., Zenuto, R. R., & Lacey, E. A. (2014). Interpopulation differences in parasite load and variable selective pressures on MHC genes in *Ctenomys talarum*. *Journal of Mammalogy*, 95, 679–695. <https://doi.org/10.1644/13-MAMM-A-120>
- Dalrymple, M. L., Hudson, I. L., & Ford, R. P. K. (2003). Finite mixture, zero-inflated poisson and hurdle models with application to AIDS. *Computational Statistics and Data Analysis*, 41, 491–504. [https://doi.org/10.1016/S0167-9473\(02\)00187-1](https://doi.org/10.1016/S0167-9473(02)00187-1)
- De Boer, R., Borghans, J., van Boven, M., Kesmir, C., & Weissing, F. (2004). Heterozygote advantage fails to explain the high degree of polymorphism of the MHC. *Immunogenetics*, 2004, 725–731. <https://doi.org/10.1007/s00251-003-0629-y>
- DeWoody, Y. D., & DeWoody, J. A. (2005). On the estimation of genome-wide heterozygosity using molecular markers. *Journal of Heredity*, 96, 85–88. <https://doi.org/10.1093/jhered/esi017>
- Doherty, P. C., & Zinkernagel, R. M. (1975). Enhanced immunological surveillance in mice heterozygous at the H-2 gene complex. *Nature*, 256, 50–52. <https://doi.org/10.1038/256050a0>
- Doytchinova, I. A., & Flower, D. R. (2005). In silico identification of supertypes for class II MHCs. *Journal of Immunology*, 174, 7085–7095. <https://doi.org/10.4049/jimmunol.174.11.7085>
- Dunn, P., Bollmer, J., Freeman-Gallant, C. R., & Whittingham, L. (2012). MHC variation is related to a sexually selected ornament, survival, and parasite resistance in common yellowthroats. *Evolution*, 67, 1–9.
- Eizaguirre, C., Lenz, T. L., Sommerfeld, R. D., Harrod, C., Kalbe, M., & Milinski, M. (2010). Parasite diversity, patterns of MHC II variation and olfactory based mate choice in diverging three-spined stickleback ecotypes. *Evolutionary Ecology*, 25, 605–622.
- Eizaguirre, C., Yeates, S. E., Lenz, T., Kalbe, M., & Milinski, M. (2009). MHC-based mate choice combines good genes and maintenance of MHC polymorphism. *Molecular Ecology*, 18, 3316–3329. <https://doi.org/10.1111/j.1365-294X.2009.04243.x>
- Ejsmond, M., Radwan, J., & Wilson, A. (2014). Sexual selection and the evolutionary dynamics of the major histocompatibility complex. *Proceedings of the Royal Society B: Biological Sciences*, 281, 1–8.
- Evans, M. L., Dionne, M., Miller, K. M., & Bernatchez, L. (2012). Mate choice for major histocompatibility complex genetic divergence as a bet-hedging strategy in the Atlantic salmon (*Salmo salar*). *Proceedings of the Royal Society B: Biological Sciences*, 279, 379–386. <https://doi.org/10.1098/rspb.2011.0909>
- Galipaud, M., Gillingham, M. A. F., David, M., & Dechaume-Moncharmont, F.-X. (2014). Ecologists overestimate the importance of predictor variables in model averaging: A plea for cautious interpretations. *Methods in Ecology and Evolution*, 5, 983–991. <https://doi.org/10.1111/2041-210X.12251>
- Gelman, A. (2008). Scaling regression inputs by dividing by two standard deviations. *Statistics in Medicine*, 27, 2865–2873. [https://doi.org/10.1002/\(ISSN\)1097-0258](https://doi.org/10.1002/(ISSN)1097-0258)

- Gibbons, J. (1979). The hind leg pushup display of the *Amphibolurus decresii* species complex (Lacertilia: Agamidae). *Copeia*, 1, 29–40. <https://doi.org/10.2307/1443725>
- Godfrey, S. S., Nelson, N. J., & Bull, C. M. (2011). Ecology and dynamics of the blood parasite, *Hepatozoon tuatarae* (Apicomplexa), in tuatara (*Sphenodon punctatus*) on Stephens Island, New Zealand. *Journal of Wildlife Diseases*, 47, 126–139. <https://doi.org/10.7589/0090-3558-47.1.126>
- Grueber, C. E., Nakagawa, S., Laws, R. J., & Jamieson, I. G. (2011). Multimodel inference in ecology and evolution: Challenges and solutions. *Journal of Evolutionary Biology*, 24, 699–711. <https://doi.org/10.1111/j.1420-9101.2010.02210.x>
- Guo, F., Wang, G., Innes, J. L., Ma, Z., Liu, A., & Lin, Y. (2016). Comparison of six generalized linear models for occurrence of lightning-induced fires in northern Daxing'an Mountains, China. *Journal of Forestry Research*, 27, 379–388. <https://doi.org/10.1007/s11676-015-0176-z>
- Hacking, J., Bertozzi, T., Moussalli, A., Bradford, T., & Gardner, M. (2018). Characterisation of major histocompatibility complex class I transcripts in an Australian dragon lizard. *Developmental and Comparative Immunology*, 84, 164–171. <https://doi.org/10.1016/j.dci.2018.02.012>
- Hacking, J., Stuart-Fox, D., & Gardner, M. (2018). Very low rate of multiple paternity detected in clutches of a wild agamid lizard. *Australian Journal of Zoology*, 65, 328–334.
- Hamilton, W. D., & Zuk, M. (1982). Heritable true fitness and bright birds: A role for parasites? *Science*, 218, 384–387. <https://doi.org/10.1126/science.7123238>
- Harvell, D. (2004). Ecology and evolution of host-pathogen interactions in nature. *The American Naturalist*, 164, S1–S5. <https://doi.org/10.1086/424611>
- Hassrick, J. L., Henderson, M. J., Huff, D. D., Sydeman, W. J., Sabal, M. C., Harding, J. A., ... Hayes, S. A. (2016). Early ocean distribution of juvenile Chinook salmon in an upwelling ecosystem. *Fisheries Oceanography*, 25, 133–146. <https://doi.org/10.1111/fog.12141>
- He, H., Tang, W., Wang, W., & Crits-Christoph, P. (2014). Structural zeroes and zero-inflated models. *Shanghai Archives of Psychiatry*, 26, 236–242.
- Hinz, C., Gebhardt, K., Hartmann, A. K., Sigman, L., & Gerlach, G. (2012). Influence of kinship and MHC class II genotype on visual traits in zebrafish larvae (*Danio rerio*). *PLoS ONE*, 7, e51182. <https://doi.org/10.1371/journal.pone.0051182>
- Jackman, S. (2012). *pscl: Classes and methods for r developed in the political science computational laboratory*, Stanford university. Stanford, CA: Department of Political Science, Stanford University.
- Jacob, A., Evanno, G., Von Siebenthal, B. A., Grossen, C., & Wedekind, C. (2010). Effects of different mating scenarios on embryo viability in brown trout. *Molecular Ecology*, 19, 5296–5307. <https://doi.org/10.1111/j.1365-294X.2010.04884.x>
- Jakob, E. M., Marshall, S. D., & Uetz, G. W. (1996). Estimating fitness: A comparison of body condition indices. *Oikos*, 77, 61–67. <https://doi.org/10.2307/3545585>
- Janeway, C. A., Travers, P., Walport, M., & Shlomchik, M. J. (2005). *Immunobiology: The immune system in health and disease*. London, UK: Garland Science.
- Jombart, T. (2008). adegenet: A R package for the multivariate analysis of genetic markers. *Bioinformatics*, 24, 1403–1405. <https://doi.org/10.1093/bioinformatics/btn129>
- Jombart, T., Devillard, S., & Balloux, F. (2010). Discriminant analysis of principal components: A new method for the analysis of genetically structured populations. *BMC Genetics*, 11, 94. <https://doi.org/10.1186/1471-2156-11-94>
- Jones, M. R., Cheviron, Z. A., & Carling, M. D. (2015). Spatially variable coevolution between a haemosporidian parasite and the MHC of a widely distributed passerine. *Ecology and Evolution*, 5, 1045–1060. <https://doi.org/10.1002/ece3.1391>
- Juola, F. A., & Dearborn, D. C. (2012). Sequence-based evidence for major histocompatibility complex-disassortative mating in a colonial seabird. *Proceedings of the Royal Society B: Biological Sciences*, 279, 153–162. <https://doi.org/10.1098/rspb.2011.0562>
- Kamath, P. L., Turner, W. C., Kusters, M., & Getz, W. M. (2014). Parasite-mediated selection drives an immunogenetic trade-off in plains zebras (*Equus quagga*). *Proceedings of the Royal Society B: Biological Sciences*, 281, 20140077. <https://doi.org/10.1098/rspb.2014.0077>
- Kleiber, C., & Zeileis, A. (2016). Visualizing count data regressions using rootograms. *The American Statistician*, 70, 296–303. <https://doi.org/10.1080/00031305.2016.1173590>
- Knowles, S. C. L., Nakagawa, S., & Sheldon, B. C. (2009). Elevated reproductive effort increases blood parasitaemia and decreases immune function in birds: A meta-regression approach. *Functional Ecology*, 23, 405–415. <https://doi.org/10.1111/j.1365-2435.2008.01507.x>
- Kubinak, J., Ruff, J., Hyzer, C., Slev, P., & Potts, W. (2012). Experimental viral evolution to specific host MHC genotypes reveals fitness and virulence trade-offs in alternative MHC types. *PNAS*, 109, 3422–3427. <https://doi.org/10.1073/pnas.1112633109>
- Kuduk, K., Babik, W., Bellemain, E., Valentini, A., Zedrosser, A., Taberlet, P., ... Radwan, J. (2014). No evidence for the effect of MHC on male mating success in the brown bear. *PLoS ONE*, 9, e113414. <https://doi.org/10.1371/journal.pone.0113414>
- Kulski, J. K., Shiina, T., Anzai, T., Kohara, S., & Inoko, H. (2002). Comparative genomic analysis of the MHC: The evolution of class I duplication blocks, diversity and complexity from shark to man. *Immunological Review*, 190, 95–122. <https://doi.org/10.1034/j.1600-065X.2002.19008.x>
- Landry, C., Garant, D., Duchesne, P., & Bernatchez, L. (2001). 'Good genes as heterozygosity': The major histocompatibility complex and mate choice in Atlantic salmon (*Salmo salar*). *Proceedings of the Royal Society B: Biological Sciences*, 2001, 1279–1285. <https://doi.org/10.1098/rspb.2001.1659>
- Lebas, N. R. (2001). Microsatellite determination of male reproductive success in a natural population of the territorial ornate dragon lizard, *Ctenophorus ornatus*. *Molecular Ecology*, 10, 193–203. <https://doi.org/10.1046/j.1365-294X.2001.01174.x>
- Lehnert, S. J., Pitcher, T. E., Devlin, R. H., & Heath, D. D. (2016). Red and white Chinook salmon: Genetic divergence and mate choice. *Molecular Ecology*, 25, 1259–1274. <https://doi.org/10.1111/mec.13560>
- Leu, S. T., Kappeler, P. M., & Bull, C. M. (2010). Refuge sharing network predicts ectoparasite load in a lizard. *Behavioral Ecology and Sociobiology*, 64, 1495–1503. <https://doi.org/10.1007/s00265-010-0964-6>
- Lewis, A. C., Rankin, K. J., Pask, A. J., & Stuart-Fox, D. (2017). Stress-induced changes in color expression mediated by iridophores in a polymorphic lizard. *Ecology and Evolution*, 7, 8262–8272. <https://doi.org/10.1002/ece3.3349>
- Ljungqvist, M., Akesson, M., & Hansson, B. (2010). Do microsatellites reflect genome-wide genetic diversity in natural populations? A comment on Vali et al. (2008). *Molecular Ecology*, 19, 851–855. <https://doi.org/10.1111/j.1365-294X.2010.04522.x>
- Mangiafico, S. S. (2015). *An R Companion for the Handbook of Biological Statistics*. Retrieved from <http://rcompanion.org/rcompanion/index.html>
- Martin, T. G., Wintle, B. A., Rhodes, J. R., Kuhnert, P. M., Field, S. A., Low-Choy, S. J., ... Possingham, H. P. (2005). Zero tolerance ecology: Improving ecological inference by modelling the source of zero observations. *Ecology Letters*, 8, 1235–1246. <https://doi.org/10.1111/j.1461-0248.2005.00826.x>
- McGraw, K. J. (2006). Mechanisms of carotenoid-based colouration. In G. E. Hill & K. J. McGraw (Eds.), *Bird colouration: Mechanisms and measurements*. Cambridge, MA: Harvard University Press.
- McLean, C. A., Lutz, A., Rankin, K. J., Stuart-Fox, D., & Moussalli, A. (2017). Revealing the biochemical and genetic basis of color variation in a polymorphic lizard. *Molecular Biology and Evolution*, 34, 1924–1935. <https://doi.org/10.1093/molbev/msx136>

- McLean, C. A., Stuart-Fox, D., & Moussalli, A. (2014). Phylogeographic structure, demographic history and morph composition in a colour polymorphic lizard. *Journal of Evolutionary Biology*, 27, 2123–2137. <https://doi.org/10.1111/jeb.12464>
- Milinski, M. (2014). Arms races, ornaments and fragrant genes: The dilemma of mate choice in fishes. *Neuroscience and Biobehavioral Reviews*, 46, 567–572. <https://doi.org/10.1016/j.neubiorev.2014.08.005>
- Milinski, M., Griffiths, S., Wegner, K. M., Reusch, T. B. H., Haas-Assenbaum, A., & Boehm, T. (2005). Mate choice decisions of stickleback females predictably modified by MHC peptide ligands. *PNAS*, 102, 4414–4418. <https://doi.org/10.1073/pnas.0408264102>
- Miller, H. C., Moore, J. A., Nelson, N. J., & Daugherty, C. H. (2009). Influence of major histocompatibility complex genotype on mating success in a free-ranging reptile population. *Proceedings of the Royal Society B: Biological Sciences*, 276, 1695–1704. <https://doi.org/10.1098/rspb.2008.1840>
- Nagelkerke, N. J. D. (1991). A note on a general definition of the coefficient of determination. *Biometrika*, 78, 691–692. <https://doi.org/10.1093/biomet/78.3.691>
- Naimi, B., Hamm, N. A. S., Groen, T. A., Skidmore, A. K., & Toxopeus, A. G. (2014). Where is positional uncertainty a problem for species distribution modelling? *Ecography*, 37, 191–203. <https://doi.org/10.1111/j.1600-0587.2013.00205.x>
- Nakagawa, S., & Schielzeth, H. (2013). A general and simple method for obtaining R² from generalized linear mixed-effects models. *Methods in Ecology and Evolution*, 4, 133–142. <https://doi.org/10.1111/j.2041-210x.2012.00261.x>
- Naugler, C., & Liwski, R. (2008). An evolutionary approach to major histocompatibility diversity based on allele supertypes. *Medical Hypotheses*, 70, 933–937. <https://doi.org/10.1016/j.mehy.2007.09.015>
- Nosanchuk, J. D., & Casadevall, A. (2006). Impact of melanin on microbial virulence and clinical resistance to antimicrobial compounds. *Antimicrobial Agents and Chemotherapy*, 50, 3519–3528. <https://doi.org/10.1128/AAC.00545-06>
- Oliver, M. K., Telfer, S., & Piertney, S. B. (2009). Major histocompatibility complex (MHC) heterozygote superiority to natural multiparasite infections in the water vole (*Arvicola terrestris*). *Proceedings of the Royal Society B: Biological Sciences*, 276, 1119–1128. <https://doi.org/10.1098/rspb.2008.1525>
- Olsson, M., Madsen, T., Nordby, J., Wapstra, E., Ujvari, B., & Wittzell, H. (2003). Major histocompatibility complex and mate choice in sand lizards. *Proceedings of the Royal Society B: Biological Sciences*, 270, S254–S256. <https://doi.org/10.1098/rsbl.2003.0079>
- Olsson, M., Madsen, T., Wapstra, E., Silverin, B., Ujvari, B., & Wittzell, H. (2005). MHC, health, color, and reproductive success in sand lizards. *Behavioral Ecology and Sociobiology*, 58, 289–294. <https://doi.org/10.1007/s00265-005-0921-y>
- Osborne, L. (2005a). Information content of male agonistic displays in the territorial tawny dragon (*Ctenophorus decresii*). *Journal of Ethology*, 23, 189–197. <https://doi.org/10.1007/s10164-005-0151-9>
- Osborne, L. (2005b). Rival recognition in the territorial tawny dragon (*Ctenophorus decresii*). *Acta Ethologica*, 8, 45–50. <https://doi.org/10.1007/s10211-005-0108-6>
- Osborne, M. J., Pilger, T. J., Lusk, J. D., & Turner, T. F. (2017). Spatio-temporal variation in parasite communities maintains diversity at the major histocompatibility complex class IIβ in the endangered Rio Grande silvery minnow. *Molecular Ecology*, 26, 471–489. <https://doi.org/10.1111/mec.13936>
- Osborne, L., Umbers, K. D., Backwell, P. R., & Keogh, J. S. (2012). Male tawny dragons use throat patterns to recognize rivals. *Naturwissenschaften*, 99, 869–872. <https://doi.org/10.1007/s00114-012-0968-3>
- Pearson, S. K., Godfrey, S. S., Schwensow, N., Bull, C. M., & Gardner, M. G. (2017). Genes and group membership predict Gidgee Skink (*Egernia stokesii*) reproductive pairs. *Journal of Heredity*, 108, 369–378. <https://doi.org/10.1093/jhered/esx026>
- Piertney, S., & Oliver, M. (2006). The evolutionary ecology of the major histocompatibility complex. *Heredity*, 96, 7–21. <https://doi.org/10.1038/sj.hdy.6800724>
- R Core Team (2016). *R: A language and environment for statistical computing*. Vienna, Austria: R Foundation for Statistical Computing.
- Råberg, L. (2014). How to live with the enemy: Understanding tolerance to parasites. *PLoS Biology*, 12, e1001989. <https://doi.org/10.1371/journal.pbio.1001989>
- Råberg, L., Sim, D., & Read, A. F. (2007). Disentangling genetic variation for resistance and tolerance to infectious diseases in animals. *Science*, 318, 812–814. <https://doi.org/10.1126/science.1148526>
- Radwan, J., Kuduk, K., Levy, E., LeBas, N., & Babik, W. (2014). Parasite load and MHC diversity in undisturbed and agriculturally modified habitats of the ornate dragon lizard. *Molecular Ecology*, 23, 5966–5978. <https://doi.org/10.1111/mec.12984>
- Rankin, K. J., McLean, C. A., Kemp, D. J., & Stuart-Fox, D. (2016). The genetic basis of discrete and quantitative colour variation in the polymorphic lizard, *Ctenophorus decresii*. *BMC Evolutionary Biology*, 16, 179. <https://doi.org/10.1186/s12862-016-0757-2>
- Rantala, M. J., & Roff, D. A. (2005). An analysis of trade-offs in immune function, body size and development time in the Mediterranean Field Cricket, *Gryllus bimaculatus*. *Functional Ecology*, 19, 323–330. <https://doi.org/10.1111/j.1365-2435.2005.00979.x>
- Reardon, J. T., & Norbury, G. (2004). Ectoparasite and hemoparasite infection in a diverse temperate lizard assemblage at Macraes Flat, South Island, New Zealand. *The Journal of Parasitology*, 90, 1274–1278. <https://doi.org/10.1645/GE-3326>
- Regoes, R. R., McLaren, P. J., Battagay, M., Bernasconi, E., Calmy, A., Günthard, H. F., ... the Swiss Cohort Study, HIV (2014). Disentangling human tolerance and resistance against HIV. *PLoS Biology*, 12, e1001951.
- Reusch, T. B. H., Häberli, M. A., Aeschlimann, P. B., & Milinski, M. (2001). Female sticklebacks count alleles in a strategy of sexual selection explaining MHC polymorphism. *Nature*, 414, 300–302. <https://doi.org/10.1038/35104547>
- Reynolds, E. S., Hart, C. E., Hermance, M. E., Brining, D. L., & Thangamani, S. (2017). An overview of animal models for arthropod-borne viruses. *Comparative Medicine*, 67, 232–241.
- Rock, K. L., Reits, E., & Neefjes, J. (2016). Present yourself! By MHC Class I and MHC Class II molecules. *Trends in Immunology*, 37, 724–737. <https://doi.org/10.1016/j.it.2016.08.010>
- Sandberg, M., Eriksson, L., Jonsson, J., Sjöström, M., & Wold, S. (1998). New chemical descriptors relevant for the design of biologically active peptides. A multivariate characterization of 87 amino acids. *Journal of Medical Chemistry*, 41, 2481–2491. <https://doi.org/10.1021/jm9700575>
- Savage, A. E., & Zamudio, K. R. (2011). MHC genotypes associate with resistance to a frog-killing fungus. *PNAS*, 108, 16705–16710. <https://doi.org/10.1073/pnas.1106893108>
- Schad, J., Dechmann, D. K., Voigt, C. C., & Sommer, S. (2012). Evidence for the 'good genes' model: Association of MHC class II DRB alleles with ectoparasitism and reproductive state in the neotropical lesser bulldog bat, *Noctilio albiventris*. *PLoS ONE*, 7, e37101. <https://doi.org/10.1371/journal.pone.0037101>
- Schwensow, N., Mazzoni, C. J., Marmesat, E., Fickel, J., Peacock, D., Kovaliski, J., ... Sommer, S. (2017). High adaptive variability and virus-driven selection on major histocompatibility complex (MHC) genes in invasive wild rabbits in Australia. *Biological Invasions*, 19, 1255–1271. <https://doi.org/10.1007/s10530-016-1329-5>

- Sepil, I., Lachish, S., Hinks, A. E., & Sheldon, B. C. (2013). Mhc supertypes confer both qualitative and quantitative resistance to avian malaria infections in a wild bird population. *Proceedings of the Royal Society B: Biological Sciences*, 280, 20130134. <https://doi.org/10.1098/rspb.2013.0134>
- Sepil, I., Radersma, R., Santure, A. W., De Cauwer, I., Slate, J., & Sheldon, B. C. (2015). No evidence for MHC class I-based disassortative mating in a wild population of great tits. *Journal of Evolutionary Biology*, 28, 642–654. <https://doi.org/10.1111/jeb.12600>
- Setchell, J. M., Vaglio, S., Abbott, K. M., Moggi-Cecchi, J., Boscaro, F., Pieraccini, G., & Knapp, L. A. (2011). Odour signals major histocompatibility complex genotype in an Old World monkey. *Proceedings of the Royal Society B: Biological Sciences*, 278, 274–280. <https://doi.org/10.1098/rspb.2010.0571>
- Smallridge, C. J., & Bull, C. M. (1999). Transmission of the blood parasite *Hemolivia mariae* between its lizard and tick hosts. *Parasitology Research*, 85, 858–863. <https://doi.org/10.1007/s004360050646>
- Sol, D., Jovani, R., & Torres, J. (2000). Geographical variation in blood parasites in feral pigeons: The role of vectors. *Ecography*, 23, 307–314. <https://doi.org/10.1111/j.1600-0587.2000.tb00286.x>
- Spurgin, L. G., & Richardson, D. S. (2010). How pathogens drive genetic diversity: MHC, mechanisms and misunderstandings. *Proceedings of the Royal Society B: Biological Sciences*, 277, 979–988. <https://doi.org/10.1098/rspb.2009.2084>
- Strandh, M., Wester Dahl, H., Pontarp, M., Canback, B., Dubois, M.-P., Miquel, C., ... Bonadonna, F. (2012). Major histocompatibility complex class II compatibility, but not class I, predicts mate choice in a bird with highly developed olfaction. *Proceedings of the Royal Society B: Biological Sciences*, 279, 4457–4463. <https://doi.org/10.1098/rspb.2012.1562>
- Stuart-Fox, D. M., & Johnston, G. R. (2005). Experience overrides colour in lizard contests. *Behaviour*, 142, 329–350. <https://doi.org/10.1163/1568539053778265>
- Sturm, T., Leinders-Zufall, T., Maček, B., Walzer, M., Jung, S., Pömmel, B., ... Rammensee, H.-G. (2013). Mouse urinary peptides provide a molecular basis for genotype discrimination by nasal sensory neurons. *Nature Communications*, 4, 1616. <https://doi.org/10.1038/ncomms2610>
- Symonds, M. R. E., & Moussalli, A. (2011). A brief guide to model selection, multimodel inference and model averaging in behavioural ecology using Akaike's information criterion. *Behavioral Ecology and Sociobiology*, 65, 13–21. <https://doi.org/10.1007/s00265-010-1037-6>
- Takahata, N., & Nei, M. (1990). Allelic genealogy under overdominant and frequency-dependent selection and polymorphism of major histocompatibility complex loci. *Genetics*, 124, 967–978.
- Teasdale, L., Stevens, M., & Stuart-Fox, D. (2013). Discrete colour polymorphism in the tawny dragon lizard (*Ctenophorus decresii*) and differences in signal conspicuousness among morphs. *Journal of Evolutionary Biology*, 26, 1035–1046. <https://doi.org/10.1111/jeb.12115>
- Trachtenberg, E., Korber, B., Sollars, C., Kepler, T. B., Hraber, P. T., Hayes, E., ... Wolinsky, S. (2003). Advantage of rare HLA supertype in HIV disease progression. *Nature Medicine*, 9, 928. <https://doi.org/10.1038/nm893>
- Väli, Ü., Einarsson, A., Waits, L., & Ellegren, H. (2008). To what extent do microsatellite markers reflect genome-wide genetic diversity in natural populations? *Molecular Ecology*, 17, 3808–3817. <https://doi.org/10.1111/j.1365-294X.2008.03876.x>
- Wang, J. (2007). Triadic IBD coefficients and applications to estimating pairwise relatedness. *Genetic Resources*, 89, 135–153.
- Wegner, K., Kalbe, M., Kurtz, J., Reusch, T. B., & Milinski, M. (2003). Parasite selection for immunogenetic optimality. *Science*, 301, 1343. <https://doi.org/10.1126/science.1088293>
- Welsh, A. H., Cunningham, R. B., Donnelly, C. F., & Lindenmayer, D. B. (1996). Modelling the abundance of rare species: Statistical models for counts with extra zeros. *Ecological Modelling*, 88, 297–308. [https://doi.org/10.1016/0304-3800\(95\)00113-1](https://doi.org/10.1016/0304-3800(95)00113-1)
- Westerdahl, H., Asghar, M., Hasselquist, D., & Bensch, S. (2011). Quantitative disease resistance: To better understand parasite-mediated selection on major histocompatibility complex. *Proceedings of the Royal Society B: Biological Sciences*, 279, 577–584.
- Whitcomb, A. C., Banks, M. A., & O'Malley, K. G. (2014). Influence of immune-relevant genes on mate choice and reproductive success in wild-spawning hatchery-reared and wild-born coho salmon (*Oncorhynchus kisutch*). *Canadian Journal of Fisheries and Aquatic Sciences*, 71, 1000–1009.
- Wikel, S. K. (1996). Host immunity to ticks. *Annual Review of Entomology*, 41, 1–22. <https://doi.org/10.1146/annurev.en.41.010196.000245>
- Winternitz, J. C., Minchey, S. G., Garamszegi, L. Z., Huang, S., Stephens, P. R., & Altizer, S. (2013). Sexual selection explains more functional variation in the mammalian major histocompatibility complex than parasitism. *Proceedings of the Royal Society B: Biological Sciences*, 280, 20131605. <https://doi.org/10.1098/rspb.2013.1605>
- Xu, L., Paterson, A. D., Turpin, W., & Xu, W. (2015). Assessment and selection of competing models for zero-inflated microbiome data. *PLoS ONE*, 10, e0129606. <https://doi.org/10.1371/journal.pone.0129606>
- Yewers, M. S. C. (2016). *The function and evolution of colour polymorphism in the tawny dragon lizard*. PhD, The University of Melbourne.
- Yewers, M. S. C., Jessop, T. S., & Stuart-Fox, D. (2017). Endocrine differences among colour morphs in a lizard with alternative behavioural strategies. *Hormones and Behavior*, 93, 118–127. <https://doi.org/10.1016/j.yhbeh.2017.05.001>
- Yewers, M. S. C., Pryke, S., & Stuart-Fox, D. (2016). Behavioural differences across contexts may indicate morph-specific strategies in the lizard *Ctenophorus decresii*. *Animal Behaviour*, 111, 329–339. <https://doi.org/10.1016/j.anbehav.2015.10.029>
- Zeh, J. A., & Zeh, D. W. (1996). The evolution of polyandry I: Intra-genomic conflict and genetic incompatibility. *Proceedings of the Royal Society B: Biological Sciences*, 263, 1711–1717. <https://doi.org/10.1098/rspb.1996.0250>
- Zeileis, A., Kleiber, C., & Jackman, S. (2008). Regression models for count data in R. *Journal of Statistical Software*, 27, 25.
- Zuur, A. F., Ieno, E. N., & Elphick, C. S. (2010). A protocol for data exploration to avoid common statistical problems. *Methods in Ecology and Evolution*, 1, 3–14. <https://doi.org/10.1111/j.2041-210X.2009.00001.x>

SUPPORTING INFORMATION

Additional supporting information may be found online in the Supporting Information section at the end of the article.

How to cite this article: Hacking JD, Stuart-Fox D, Godfrey SS, Gardner MG. Specific MHC class I supertype associated with parasite infection and color morph in a wild lizard population. *Ecol Evol*. 2018;8:9920–9933. <https://doi.org/10.1002/ece3.4479>